

Date 15/02/2018

Ref No. CDT/070/18

To: World Bank, Financial Management Team
Ethiopia Country Office
Addis Ababa



Subject: **Submission of CDT-Africa Financial Report for the year ended July 7,2017 and Semi-annual period ending January 08,2018**


Attached here please find the financial reports for Center for Innovative Drug Development and Therapeutic Trials for Africa (CDT-Africa). The report consists of 1) Statement of Sources and Uses of Funds, 2) Uses of Funds breakdown, 3) Disbursement Linked Indicators (DLI) report, and 4) account (bank) statements with their reconciliation. The financial report is for the semi-annual period ended Tahisas 30, 2010 E.C. (January 08, 2018) and a one-month report for the year ended Sene 30, 2009 E.C (July 7, 2017).

With Regards,



Dr. Abebaw Fekadu, MD, PhD, MRCPsych
Head, Center for Innovative Drug Development and Therapeutic Trials for Africa (CDT-Africa)
College of Health Sciences, Addis Ababa University

CC:

- Ministry of Finance and Economic Cooperation
- Budget and Finance Directorate, Addis Ababa University (AAU) 
- Chief Administrative and Business Development Directorate, AAU, College of Health Science
- Finance office, CDT-Africa, AAU
Addis Ababa

Excellence



Innovation



Discovery

P.O.Box 9086
Fax: +251 (0)11 551 1079

Tel: +251(0)118962052
Addis Ababa, Ethiopia

CENTER FOR INNOVATIVE DEVELOPMENT AND THERAPEUTIC TRIALS FOR AFRICA (CDT- AFRICA), ADDIS ABABA UNIVERSITY
 AFRICA HIGHER EDUCATION CENTERS OF EXCELLENCE PROJECT (126974)
 STATEMENT OF SOURCES & USES OF FUNDS (BIRR)
 FOR THE PERIOD ENDING JANUARY 08,2018

Source of Funds	Cumulative For the period Ending July 07,2017	Semi-Annual period Ending January 08,2018
OPENING CASH BALANCE		
Government Funds	-	-
World Bank IDA Funds	-	24,966,986.74
Student Fees	-	-
Others	-	-
TOTAL OPENING BALANCE	-	-
ADD: RECEIPTS:		
Government Funds	-	-
World Bank IDA Funds	24,979,240.00	24,966,986.74
Student Fees	-	-
Others (Gain on exchange of Foreign currency) end of July 7,2017 & Semi-Annual period ending January 08,2018	460,343.67	4,040,768.69
TOTAL FINANCING	25,439,583.67	29,007,755.43
LESS: ACE Expenditure as per project Implementation plan		
EXPENDITURE CLASSIFICATION 1		
<i>Establish CDT-Africa Consortium</i>	67,389.04	1,870,407.50
EXPENDITURE CLASSIFICATION 2		
<i>ACE Action Plan for Learning Excellence</i>	-	74,818.67
EXPENDITURE CLASSIFICATION 3		
<i>ACE Action Plan for Research Excellence</i>	-	3,350.00
EXPENDITURE CLASSIFICATION 4		
<i>Action Plan for Quality Assurance</i>	405,207.89	723,657.72
EXPENDITURE CLASSIFICATION 5		
Strengthen education capacity and research capacity (through increased financial sustainability)	-	-
EXPENDITURE CLASSIFICATION 6		
Adhere to best financial management practice	-	-
EXPENDITURE CLASSIFICATION 7		
Ensure best procurement practice	-	-
TOTAL USE OF FUND BY COMPONENT	472,596.93	2,672,233.89
CLOSING BALANCE	24,966,986.74	26,335,521.54
Government Funds	-	-
World Bank IDA Funds (Balance on Foreign currency Birr Account)	23,840,956.03	25,257,946.67
Receivables on Foreign currency Birr Account (Travel Advance) & Other Receivables	1,073,034.96	108,353.07
Cash Balance on Designated Birr Account	(211,975.00)	978,935.36
Payables on Designated Birr Account	-	(9,713.56)
TOTAL CLOSING CASH BALANCE	24,966,986.74	26,335,521.54

Note: gain on foreign exchange currency birr 460,343.67 is the result of: USD account balance on July 7, 2017 \$11,930,786.42 * 23.1289 exchange rate on July 7,2017 = 23,840,956.03 less Balance on Foreign currency ledger birr account 23,380,612.36 ; and , gain on foreign exchange currency birr 4,040,768.69 is the result of: USD account balance on January 08,2018 \$ 928,263.12 * 27.2099 exchange rate on January 08,2018 = 25,257,946.67 less Balance on Foreign currency ledger birr account 21,220,314.58 and adjusted to transactions result in gain/loss occurred during the period.

Prepared by : *Tesfaye Asefa*, CDT-Africa Senior Finance Officer

Approved by



CENTER FOR INNOVATIVE DEVELOPMENT AND THERAPEUTIC TRIALS FOR AFRICA (CDT- AFRICA), ADDIS ABABA UNIVERSITY
 AFRICA HIGHER EDUCATION CENTERS OF EXCELLENCE PROJECTB (126974)
 USES OF FUNDS (BREAKDOWN IN BIRR)
 FOR THE PERIOD OF ENDING JANUARY 8,2018

1	EXPENDITURE CLASSIFICATION 1 Establish CDT-Africa Consortium	Actual Expenditure		Actual Expenditure		Planned		Variance		Explanation of Variance	PAD/Life of Project in Birr	Revised PAD			
		Commulative For the period Ending July 07,2017	ACE Leader (A)	Partner (B)	ACE Leader (A')	Partner (B')	ACE leader (C)	Partners (D)	C-(A+A')				D-(B+B')		
2	EXPENDITURE CLASSIFICATION 2 ACE Action Plan for Learning Excellence	1.1 Employment of center staff	64,517.00	-	777,341.32	-	1,046,240.45	-	204,382.13	-					
		1.2 Setting up center office	2,872.04	-	712,284.01	-	1,098,822.12	-	383,666.07	-					
		1.3 Develop center website and logo	-	-	15,000.00	-	94,377.36	-	79,377.36	-					
		1.4 Consortium planning meeting	-	-	45,217.71	320,564.46	97,073.86	442,225.34	51,856.15	121,660.88					
		Sub Total	67,389.04	-	1,549,843.04	320,564.46	2,336,513.78	442,225.34	719,281.70	121,660.88		16,682,853.05	-		
		3	EXPENDITURE CLASSIFICATION 3 ACE Action Plan for Research Excellence	2.1 Learning Facility Upgrades	-	-	-	-	1,348,248.00	-	1,348,248.00	-			
				2.2 Curriculum and Module Development (10 Short Courses)	-	-	-	-	196,108.80	73,540.80	196,108.80	73,540.80			
				2.3 Development of curriculum in 3 masters programs (MSc in Clinical Trials Research; Translational Medicine; Medicinal production)	-	-	10,535.64	-	392,217.60	147,081.60	381,681.96	147,081.60			
				2.4 Delivery of Short Courses, 40 trainees	-	-	-	-	73,540.80	196,108.80	73,540.80	196,108.80			
				2.5 Enrolment of the first 15 Masters and PhD Students	-	-	1,470.00	62,813.03	204,688.56	395,938.25	203,218.56	333,125.22			
				2.6 Procure transport vehicles for students, research and country partner support (Purchase of 1 minibus and 1 4x4)	-	-	-	-	2,507,741.28	-	2,507,741.28	-			
				Sub Total	-	-	12,005.64	62,813.03	4,722,545.04	812,669.45	4,710,539.40	749,856.42		55,596,844.80	-
				3	EXPENDITURE CLASSIFICATION 3 ACE Action Plan for Research Excellence	3.1 Medicinal products mapping	-	-	-	274,552.32	49,027.20	274,552.32	49,027.20		
						3.2 Natural products database	-	-	-	334,439.36	-	431,439.36	-		
3.3 Establishing normal values	-					-	-	269,649.60	-	269,649.60	-				
3.4 2 PhD Research Projects	-					-	-	4,470,816.00	147,081.60	1,470,816.00	147,081.60				
3.5 Confirmation Pre-clinical Study	-					-	-	404,474.40	-	404,474.40	-				
3.6 Clinical Trial	-					-	3,350.00	-	857,976.00	490,272.00	854,626.00	490,272.00			
Sub Total	-					-	3,350.00	-	3,708,907.68	686,380.80	3,705,557.68	686,380.80		52,032,567.36	-



4	EXPENDITURE CLASSIFICATION 4 Action Plan for Quality Assurance																	
	4.1 Quality Benchmarking	-	358,887.98	-	471,886.80	-	-	112,998.82	-	-	-	-	-	-	-	-	-	-
	4.2 Capacity Building for Key Faculty	405,207.89	-	364,769.74	-	1,837,907.16	245,136.00	1,067,929.53	245,136.00	-	-	-	-	-	-	-	-	-
	4.3 Scientific Advisory Board and Public Advisory Board Meeting	-	-	-	-	128,083.56	245,136.00	128,083.56	245,136.00	-	-	-	-	-	-	-	-	-
	4.4 Monitoring and Evaluation	-	-	-	-	53,929.92	-	53,929.92	-	-	-	-	-	-	-	-	-	-
	4.5 Obtaining national accreditation	-	-	-	-	245,136.00	159,338.40	245,136.00	159,338.40	-	-	-	-	-	-	-	-	-
	Sub Total	405,207.89	-	723,657.72	-	2,736,943.44	649,610.40	1,608,077.83	649,610.40	-	-	-	-	-	-	-	-	-
5	EXPENDITURE CLASSIFICATION 5 Strengthen education capacity and research capacity (through increased financial sustainability)																	
	5.1 Support faculty to submit three major grant applications	-	-	-	-	208,365.60	49,027.20	208,365.60	49,027.20	-	-	-	-	-	-	-	-	-
	5.2 Raise revenue from external sources	-	-	-	-	242,684.64	-	242,684.64	-	-	-	-	-	-	-	-	-	-
	Sub Total	-	-	-	-	451,050.24	49,027.20	451,050.24	49,027.20	-	-	-	-	-	-	-	-	-
6	EXPENDITURE CLASSIFICATION 6 Adhere to best financial management practice																	
	6.1 Prepare and submit annual financial report	-	-	-	-	25,739.28	-	25,739.28	-	-	-	-	-	-	-	-	-	-
	6.2 Ensure transparency in financial management by uploading budget, annual work plan, audit reports, financial management plan, etc. on the web	-	-	-	-	10,295.71	-	10,295.71	-	-	-	-	-	-	-	-	-	-
	6.3 Ensure internal audit oversight	-	-	-	-	25,739.28	-	25,739.28	-	-	-	-	-	-	-	-	-	-
	Sub Total	-	-	-	-	61,774.27	-	61,774.27	-	-	-	-	-	-	-	-	-	-
7	EXPENDITURE CLASSIFICATION 7 Ensure best procurement practice																	
	7.1 Undertake third-party procurement processes verification	-	-	-	-	25,739.28	-	25,739.28	-	-	-	-	-	-	-	-	-	-
	7.2 Ensure timeliness of procurement process	-	-	-	-	80,894.88	-	80,894.88	-	-	-	-	-	-	-	-	-	-
	Sub Total	-	-	-	-	106,634.16	-	106,634.16	-	-	-	-	-	-	-	-	-	-
	Total	472,596.93	-	2,288,856.40	383,377.49	14,124,368.62	2,639,913.19	11,362,915.29	706,218.43	-	-	-	-	-	-	-	-	-
	Contingency (5%)	-	-	-	-	706,218.43	131,995.66	706,218.43	131,995.66	-	-	-	-	-	-	-	-	-
	GRAND TOTAL USE & PLANNED FUNDS	472,596.93	-	2,288,856.40	383,377.49	14,830,587.05	2,771,908.85	12,069,133.72	2,388,531.36	-	-	-	-	-	-	-	-	-

Note: The average of (22.97630+23.38050+27.18390)/3 USD exchange rate to Birr USD transfer made during the period = 24.5136 were used to change budgeted (planned budget) USD amount to planned Birr amount.

Prepared by : Tesfaye Asefa, CDT-Africa Senior Finance Officer



Approved by

CENTER FOR INNOVATIVE DEVELOPMENT AND THERAPEUTIC TRIALS FOR AFRICA (CDT- AFRICA), ADDIS ABABA UNIVERSITY
 AFRICA HIGHER EDUCATION CENTERS OF EXCELLENCE PROJECT (126974)
 DISBURSEMENT LINKED INDICATORS REPORT (USD)
 FOR THE SEMI-ANNUAL PERIOD ENDING JANUARY 08,2018

DISBURSEMENT LINKED INDICATORS	ACTION TO BE COMPLETED	STATUS OF ACTION COMPLETION	AMOUNT ALLOTTED	AMOUNT DISBURSED	UNDISBURSED BALANCE
DLI1: Institutional readiness	DLR 1.1: Signing of the Performance and Funding Agreements and establishment of the National Steering Committee	Completed	600,000.00	600,000.00	-
	DLR 1.2: Development of the Project Implementation Plan	Completed	500,000.00	500,000.00	-
	DLR 2.1: Timely Implementation of Annual Work plan programs	51.30%	500,000.00	-	500,000.00
DLI2: Excellence in Education and Research capacity and Development Impact	DLR 2.2: Newly enrolled students in the ACE of which at least 20% must be regional African students: [New Masters Students: 2016-2019 -78 National: 38 males & 40 females -19 Regional: 10 males & 9 females New PhD Students: 2015-2018 -26 National: 14 males & 12 females -7 Regional: 3 males & 4 females New Short-term Students: 2015-2018 -81 National: 30 males & 51 females -21 Non-National: 5 males & 16 females No of Master's student who completed: -59 National: 26 males & 33 females -14 Regional: 7 males & 7 females No of approved PhD proposals -14 National: 8 males & 6 females -5 Regional: 3 males & 2 females]	New PhD: 12 Male & 02 Females (National), 02 Females (Regional) are enrolled.	1,200,000.00	-	1,200,000.00
	DLR 2.3: Quality accreditation for education programs -National Accreditations -International Accreditation	National Accreditation for 04 Programs.	600,000.00	-	600,000.00

[Handwritten signature]

[Handwritten signature]




<p>DLI 2:</p> <p>Excellence in Education and Research capacity and Development Impact</p>	<p>DLR 2.4:</p> <p>Partnerships for collaboration in applied research and training -4 MoU with public institution/civic society - 2 MoUs with private instruction</p> <p>DLR 2.5:</p> <p>Peer-reviewed journal papers or peer-reviewed conference papers prepared collaboratively with national, regional or international co-authors</p>	<p>10 MoU Signed with Public Institution & 0 with Private Institutions</p>	<p>200,000.00</p>	<p>200,000.00</p>
<p>DLI 3:</p> <p>Timely, transparent and institutionally reviewed Financial Management</p>	<p>DLR 2.6:</p> <p>Faculty and PhD student exchanges to promote regional research and teaching collaborations - 20 International exchanges - 30 Regional exchanges - 8 National exchanges</p> <p>DLR 2.7:</p> <p>- External revenue generation - Regional revenue forecast - \$450,000</p> <p>DLR 2.8:</p> <p>Institution participating in benchmarking exercise</p>	<p>08 International exchanges, 01 Regional Exchanges & 08 National exchanges</p> <p>\$ 2.5 million has been generated</p>	<p>500,000.00</p> <p>900,000.00</p> <p>100,000.00</p>	<p>500,000.00</p> <p>900,000.00</p> <p>100,000.00</p>
<p>DLI 4:</p> <p>Timely and audited Procurement</p>	<p>DLR 3.1.</p> <p>Timely withdrawal applications supported by interim unaudited financial reports</p> <p>DLR 3.2.</p> <p>Functioning audit committee</p> <p>DLR 3.3.</p> <p>Functioning Internal Audit Unit</p> <p>DLR 3.4</p> <p>Transparency of Financial Management (Audited Reports, interim unaudited financial reports, budgets, and annual work programs all are web accessible</p>	<p>Interim unaudited financial report were prepared & sent to the world bank-financial management team-Ethiopia country office</p>	<p>75,000.00</p> <p>75,000.00</p> <p>75,000.00</p> <p>75,000.00</p>	<p>75,000.00</p> <p>75,000.00</p> <p>75,000.00</p> <p>75,000.00</p>
<p>DLR 4.1.</p> <p>Timely procurement audit report</p>	<p>Timely procurement audit report</p>		<p>150,000.00</p>	<p>150,000.00</p>
<p>DLR 4.2.</p> <p>Timely and satisfactory procurement progress report</p>	<p>Timely and satisfactory procurement progress report</p>		<p>150,000.00</p>	<p>150,000.00</p>

Prepared by



Approved by



Indicators

		Ethiopia										
		Addis Ababa University College of Health Sciences										
		Center for Innovative Drug Development & Therapeutic Trials for Africa (CDT-Africa)										
		CDT - Africa										
		Baseline	Y1		Y2		Y3		Y4		Y5	
		Target	Actual	Target	Actual	Target	Actual	Target	Actual	Target	Actual	
PDO	1. Regional students enrolled in ACES: (i) Masters (No. of Female) (ii) PhD (No. of female)	Masters (Total)	19	0								
		Masters (Female)	9	0								
		PhD (Total)	7	2								
		PhD (Female)	4	2								
		Short-term courses (Total)										
		Masters (Total)	97	0								
		Masters (Female)	49	0								
		PhD (Total)	33	16								
		PhD (Female)	16	4								
		Short-term courses (Total)										
PDO	3. MOUs on partnerships for collaboration in applied research and training	Total	6	10								
		National										
		Regional										
		International										
		Short-term Courses										
		Total	130	16								
		Female (%)	50	25								
		Total		8								
		Female		3								
				\$ 2.5min								
Component 1	2. Amount of externally generated revenue by the ACES	Total		65								
		No. co-authored with regional collaborators	0									
			0									
Component 1	3. Internationally recognized research publications in disciplines supported by the ACE Program and with regional coauthors	Total										
		No. co-authored with regional collaborators										
Component 1	4. No. of institutions hosting ACES participating in the PASET benchmarking exercise	Total		0								
		No. co-authored with regional collaborators										
Component 2	1. Events that foster partnerships between ACE and private sector/industry	Total										
		No. co-authored with regional collaborators										
Component 2	1. Knowledge sharing events with ACES, partner institutions, academia and diaspora	Total										
		No. co-authored with regional collaborators										
Component 3	2. Reports by ACES on Beneficiary Satisfaction	Total										
		No. co-authored with regional collaborators										
Component 3	3. Timely verification of ACE achievement of DLIs	Total										
		No. co-authored with regional collaborators										
Component 3	4. Biannual reporting on M&E of the ACES	Total										
		No. co-authored with regional collaborators										

Foot Note:

1. ACES to keep proper records for all short-term courses on indicators 1, 2 and 4
2. ACES to have a template to track students, monitoring their performance and a data-base of their studies

[Handwritten signatures]





National Bank of Ethiopia

Sudan Avenue P.O.Box:5550, Tel:+251-11 551 7430, Fax:+251-11 551 4588

Directorate / Department Payment and Settlement System Directorate
Work Unit Banks and Financial Institutions

Print Date 08-Aug-2017

Print Time 13:58:14

User Id. 1/NBE1076

STATEMENT OF ACCOUNT

A.A	Branch		Statement	Page
	Head Office Branch Addis Ababa			1 of 1
	Account Number		Currency	
	0100171040208 ()		ETB	
	Period	08-Jun-2017 - 07-Jul-2017		
Account Name		AAU - CDT -AFRICA PROJECT		

Date	Value	Transaction	Debit (ETB)	Credit (ETB)	Balance (ETB)
		Opening Balance			1,145,942.96 CR
04-Jul-2017	04-Jul-2017	Payment To:	72,911.00		1,073,031.96 CR
04-Jul-2017		CBETETAA(/1000000890212) On			1,073,031.96 CR
04-Jul-2017		04-07-2017-REF:0001TRA1855380 -			1,073,031.96 CR
04-Jul-2017		Head Office Branch Addis Ababa			1,073,031.96 CR
Total			72,911.00	0.00	
Closing Balance					1,073,031.96 CR



National Bank of Ethiopia

Sudan Avenue P.O.Box:5550, Tel:+251-11 551 7430, Fax:+251-11 551 4588
Directorate / Department Foreign Exchange Monitoring and Reserve Management
Work Unit Foreign Exchange

Print Date 11-Oct-2017
Print Time 15:18:10
User Id. 1/NBE124

STATEMENT OF ACCOUNT

ADDIS ABABA UNIVERSITY-CDT-AFRICA PROJECT LETTER REF NO KHA6/7/10 DD 19/4/2009	Branch		Statement	Page
	Head Office Branch Addis Ababa			1 of 1
	Account Number		Currency	
	0100171300038 ()		USD	
	Period	08-Jun-2017 - 07-Jul-2017		
	Account Name	ADDIS ABABA UNIVERSITY-CDT-AFRICA PROJECT		

Date	Value	Transaction	Debit (USD)	Credit (USD)	Balance (USD)
		Opening Balance			1,050,000.00 CR
16-Jun-2017	16-Jun-2017	TC/Currency Sale 0001OCC16001671	3,115.50		1,046,884.50 CR
16-Jun-2017		- Head Office Branch Addis Ababa			1,046,884.50 CR
16-Jun-2017	16-Jun-2017	TC/Currency Sale 0001OCC16001672	3,115.50		1,043,769.00 CR
16-Jun-2017		- Head Office Branch Addis Ababa			1,043,769.00 CR
16-Jun-2017	16-Jun-2017	TC/Currency Sale 0001OCC16001673	3,115.50		1,040,653.50 CR
16-Jun-2017		- Head Office Branch Addis Ababa			1,040,653.50 CR
16-Jun-2017	16-Jun-2017	TC/Currency Sale 0001OCC16001674	5,796.84		1,034,856.66 CR
16-Jun-2017		- Head Office Branch Addis Ababa			1,034,856.66 CR
07-Jul-2017	07-Jul-2017	TC/Currency Sale 0001OCC17000048	804.00		1,034,052.66 CR
07-Jul-2017		- Head Office Branch Addis Ababa			1,034,052.66 CR
07-Jul-2017	07-Jul-2017	TC/Currency Sale 0001OCC17000050	1,633.12		1,032,419.54 CR
07-Jul-2017		- Head Office Branch Addis Ababa			1,032,419.54 CR
07-Jul-2017	07-Jul-2017	TC/Currency Sale 0001OCC17000052	1,633.12		1,030,786.42 CR
07-Jul-2017		- Head Office Branch Addis Ababa			1,030,786.42 CR
Total			19,213.58	0.00	
Closing Balance					1,030,786.42 CR



AAU-CHS-CDT AFRICA 0100171040208 TA
General Ledger Trial Balance
As of 7 Jul 2017

Filter Criteria includes: Report order is by ID. Report is printed in Detail Format.

Account ID	Account Description	Debit Amt	Credit Amt
1489	Foreign Exchange Gain/los		460,343.67
2014	IDA Grant		24,979,240.00
4102	Cash at Bank US\$ IDA WB	23,840,956.03	
4103	Cash at Bank Birr Account	1,073,031.96	
4203-01 Dryimtu	Advance to Staff	28,822.33	
4203-02 Dr. Abe	Advance to Staff	67,668.11	
4203-03 prof As	Advance to Staff	31,272.84	
4203-04 DrAnten	Advance to Staff	116,303.83	
4203-05 Prof Ey	Advance to Staff	18,780.64	
4211-01 Behailw	Purchases Advance	2,126.00	
5002-01	Income Tax Payable		14,690.00
5003-01	Pension Fund Payable(7%)		3,829.00
5003-02	Pension Fund Payable(11		6,017.00
5004	Salary Payable		39,981.00
5021	Due to Staff		29,765.00
5028-01	Other Payable within theGo		117,693.00
6113-1.1	Wages to Cont.- Empl.cent	54,700.00	
6123-01-1.1	Commun. Allow-Employmen	1,900.00	
6123-02-1.1	Transport Allow-Employme	1,900.00	
6131-01-1.1	11% Gov't pen. con.- Empl	6,017.00	
6231-4.2 A	Per diem-Capacity Building	184,324.66	
6232-4.2 A	TF- Capacity Building for K	218,620.37	
6256-1.2	Fees & Charges-Setting up	2,872.04	
6256-4.2 A	Fees & Charges-Capacity	2,262.86	
Total:		25,651,558.67	25,651,558.67



AAU-CHS-CDT AFRICA 0100171040208
Account Reconciliation
As of 7 Jul 2017
4103 - Cash at Bank Birr Account
Bank Statement Date: 7 July 2017

Filter Criteria includes: Report is printed in Detail Format.

Beginning GL Balance	1,145,942.96
Add: Cash Receipts	
Less: Cash Disbursements	(72,911.00)
Add (Less) Other	<u> </u>
Ending GL Balance	<u>1,073,031.96</u>
Ending Bank Balance	1,073,031.96
Add back deposits in transit	<u> </u>
Total deposits in transit	
(Less) outstanding checks	<u> </u>
Total outstanding checks	
Add (Less) Other	<u> </u>
Total other	
Unreconciled difference	<u>0.00</u>
Ending GL Balance	<u><u>1,073,031.96</u></u>



ADDIS ABABA UNIVERSITY
CDT-AFRICA

Account Reconciliation in USD & its Equivalent
Account Number 0100171300038

Account Code 4102-01

As of July 07, 2017

Date	Reference	in USD			Equivalent in ETB		
		Debit	Credit	Balance	Debit	Credit	Balance
30-05-17	RV# 166901	1,100,000.00	-	1,100,000.00	24,979,240.00	-	24,979,240.00
31-05-17	PV# 246301		50,000.00	1,050,000.00		1,148,815.00	23,830,425.00
16-06-17	PV# 246302		3,100.00	1,046,900.00		72,520.78	23,757,904.22
16-06-17	PV# 246303		3,100.00	1,043,800.00		72,520.78	23,685,383.44
16-06-17	PV# 246304		3,100.00	1,040,700.00		72,520.78	23,612,862.66
16-06-17	PV# 246305		5,768.00	1,034,932.00		134,935.44	23,477,927.22
07-07-17	PV# 246307		800.00	1,034,132.00		18,780.64	23,459,146.58
07-07-17	PV# 246308		1,625.00	1,032,507.00		38,148.18	23,420,998.40
07-07-17	PV# 246309		1,625.00	1,030,882.00		38,148.18	23,382,850.22
16-06-17	PV# 246312		75.34	1,030,806.66		475.38	23,382,374.84
07-07-17	PV# 246313		20.24	1,030,786.42		1,762.48	23,380,612.36
07-07-17	JV# 719760			1,030,786.42	460,343.67		23,840,956.03
							23,840,956.03
Ending Balance as of July 07, 2017		1,100,000.00	69,213.58	1,030,786.42	25,439,583.67	1,598,627.64	23,840,956.03


National Bank of Ethiopia

Sudan Avenue P.O.Box:5550, Tel:+251-11 551 7430, Fax:+251-11 551 4588
 Directorate / Department Foreign Exchange Monitoring and Reserve Management
 Work Unit Foreign Exchange

Print Date 11-Jan-2018
 Print Time 13:49:52
 User Id. 1/NBE124

STATEMENT OF ACCOUNT

ADDIS ABABA UNIVERSITY-CDT-AFRICA PROJECT LETTER REF NO KHA6/7/10 DD 19/4/2009			Branch	Statement	Page
			Head Office Branch Addis Ababa		1 of 1
			Account Number	Currency	
			0100171300038 ()	USD	
			Period	10-Dec-2017 - 08-Jan-2018	
			Account Name	ADDIS ABABA UNIVERSITY-CDT-AFRICA PROJECT	
Date	Value	Transaction	Debit (USD)	Credit (USD)	Balance (USD)
		Opening Balance			975,371.12 CR
12-Dec-2017	12-Dec-2017	1 FCTRAN 2017 3099 - Head	50,000.00		925,371.12 CR
12-Dec-2017		Office Branch Addis Ababa		811.00	926,182.12 CR
08-Jan-2018	08-Jan-2018	Currency Purchase 0001ICR17000429			926,182.12 CR
08-Jan-2018		- Head Office Branch Addis			926,182.12 CR
08-Jan-2018		Ababa		1,814.00	927,996.12 CR
08-Jan-2018	08-Jan-2018	Currency Purchase 0001ICR17000430			927,996.12 CR
08-Jan-2018		- Head Office Branch Addis			927,996.12 CR
08-Jan-2018		Ababa		255.00	928,251.12 CR
08-Jan-2018	08-Jan-2018	Currency Purchase 0001ICR17000431			928,251.12 CR
08-Jan-2018		- Head Office Branch Addis			928,251.12 CR
08-Jan-2018		Ababa		12.00	928,263.12 CR
08-Jan-2018	08-Jan-2018	Currency Purchase 0001ICR17000432			928,263.12 CR
08-Jan-2018		- Head Office Branch Addis			928,263.12 CR
08-Jan-2018		Ababa			928,263.12 CR
Total			50,000.00	2,892.00	
Closing Balance					928,263.12 CR



ADDIS ABABA UNIVERSITY)

CDT-AFRICA

Account Reconciliation in USD & its Equivalent

Account Number 0100171300038

Account Code 4102-01

As of January 08,2018

Date	Reference	in USD		Equivalent in ETB		
		Debit	Credit	Debit	Credit	
08-07-17	Opening Balance	1,030,786.42	-	23,840,956.03	-	23,840,956.03
21-07-17	PV# 246311		1,281.00		30,126.81	23,810,829.22
21-07-17	PV# 246314		6.40		150.63	23,810,678.59
10-08-17	RV# 166910	225.00		5,226.95		23,815,905.54
23-08-17	RV# 166911	2,277.00		52,987.16		23,868,892.70
25-08-17	RV# 166912	4,356.00		101,405.50		23,970,298.20
07-09-17	RV# 166913	1,232.00		28,726.30		23,999,024.50
12-09-17	RV# 166914	1,324.00		30,884.42		24,029,908.92
12-09-17	PV# 246349		50,000.00		1,169,025.00	22,860,883.92
29-09-17	PV# 246350		1,880.00		44,624.06	22,816,259.86
09-10-17	PV# 246355		1,880.00		44,685.72	22,771,574.14
09-10-17	PV# 246356		18.80		446.55	22,771,127.59
02-11-17	RV# 969651	543.00	-	14,681.04		22,785,808.63
11-11-17	PV# 129801		710.00		19,489.07	22,766,319.56
11-11-17	PV# 129802		710.00		19,489.07	22,746,830.49
11-11-17	PV# 129803		710.00		19,489.07	22,727,341.42
11-11-17	PV# 129804		10.65		292.34	22,727,049.08
15-11-17	RV# 969652	710.00		19,239.44		22,746,288.52
24-11-17	RV# 969653	60.00		1,628.72		22,747,917.24
05-12-17	PV# 129805		50,000.00		1,359,195.00	21,388,722.24
07-12-17	PV# 129806		3,301.00		91,063.37	21,297,658.87
07-12-17	PV# 129807		2,795.00		77,104.55	21,220,554.32
07-12-17	PV# 129808		2,795.00		77,104.55	21,143,449.77
07-12-17	PV# 129809		44.45		1,226.22	21,142,223.55
08-01-18	RV# 969654	811.00		22,067.23		21,164,290.78
08-01-18	RV# 969655	1,814.00		49,358.76		21,213,649.54
08-01-18	RV# 969656	255.00		6,938.52		21,220,588.06
08-01-18	RV# 969657	12.00		326.52		21,220,914.58
08-01-18	JV# 719798			4,037,032.09		25,257,946.67
Ending Balance as of January 08, 2018		1,044,405.42	116,142.30	28,211,458.68	2,953,512.01	25,257,946.67

AAU-CHS-CDT AFRICA 0100171040208
Account Reconciliation
As of 8 Jan 2018
4103 - Cash at Bank Birr Account
Bank Statement Date: 8 January 2018

Filter Criteria includes: Report is printed in Detail Format.

Beginning GL Balance		182,277.61
Add: Cash Receipts		1,381,268.01
Less: Cash Disbursements		(584,610.26)
Add (Less) Other		
Ending GL Balance		978,935.36
Ending Bank Balance		1,369,460.54
Add back deposits in transit		
Total deposits in transit		
(Less) outstanding checks		
20 Dec 2017 246388/03351563	(87,477.75)	
29 Dec 2017 246390/03351565	(32,500.00)	
- 2 Jan 2018 246394/03351569	(2,301.00)	
- 2 Jan 2018 246397/03351571	(2,585.00)	
- 2 Jan 2018 246398/03351572	(8,243.00)	
- 2 Jan 2018 246399/03351574	(144,095.12)	
- 2 Jan 2018 246400/03351575	(14,680.37)	
- 2 Jan 2018 789552/03351577	(3,350.00)	
5 Jan 2018 789556/03351581	(7,233.33)	
- 5 Jan 2018 789557/03351582	(3,218.33)	
- 5 Jan 2018 789558/03351584	(2,767.33)	
- 5 Jan 2018 789559/03351585	(3,451.00)	
- 5 Jan 2018 789560/03351586	(3,500.00)	
- 5 Jan 2018 789561/03351587	(3,000.00)	
8 Jan 2018 789562/03351588	(9,415.16)	
8 Jan 2018 789563/03351589	(39,626.36)	
8 Jan 2018 789564/03351590	(23,081.43)	
Total outstanding checks		(390,525.18)
Add (Less) Other		
Total other		
Unreconciled difference		0.00
Ending GL Balance		978,935.36





National Bank of Ethiopia

Sudan Avenue P.O.Box:5550, Tel:+251-11 551 7430, Fax:+251-11 551 4588

Directorate / Department Payment and Settlement System Directorate
Work Unit Banks and Financial Institutions

Print Date 11-Jan-2018

Print Time 13:42:14

User Id. 1/NBE1092

STATEMENT OF ACCOUNT

A.A	Branch		Statement	Page
	Head Office Branch Addis Ababa			3 of 3
	Account Number		Currency	
	0100171040208 ()		ETB	
	Period	10-Dec-2017 - 08-Jan-2018		
	Account Name	AAU - CDT -AFRICA PROJECT		

Date	Value	Transaction	Debit (ETB)	Credit (ETB)	Balance (ETB)
		Balance B/F			1,396,360.54 CR
08-Jan-2018		Inst num 3351543 - Head Office			1,396,360.54 CR
08-Jan-2018		Branch Addis Ababa			1,396,360.54 CR
08-Jan-2018	08-Jan-2018	Cheque deposit No. 03351544	30,400.00		1,365,960.54 CR
08-Jan-2018		Inst num 3351544 - Head Office			1,365,960.54 CR
08-Jan-2018		Branch Addis Ababa			1,365,960.54 CR
08-Jan-2018	08-Jan-2018	Deposit by getahun Ref. Number		3,500.00	1,369,460.54 CR
08-Jan-2018		08-01-2018/40 - Head Office			1,369,460.54 CR
08-Jan-2018		Branch Addis Ababa			1,369,460.54 CR
Total			290,664.64	1,381,268.01	
Closing Balance					1,369,460.54 CR



AAU-CHS-CDT AFRICA 0100171040208 TA
General Ledger Trial Balance
As of 8 Jan 2018

Filter Criteria includes: Report order is by ID. Report is printed in Detail Format.

Account ID	Account Description	Debit Amt	Credit Amt
1489	Foreign Exchange Gain/los		4,040,768.69
4101-02 Agere	Cash on Hand	10,000.00	
4102	Cash at Bank US\$ IDA WB	25,257,946.67	
4103	Cash at Bank Birr Account	978,935.36	
4203-01 Dryimtu	Advance to Staff	1.17	
4203-02 Dr. Abe	Advance to Staff	11.60	
4203-03 prof As	Advance to Staff	18.72	
4203-04 DrAnten	Advance to Staff	26,862.62	
4203-05 Prof Ey	Advance to Staff	1,665.30	
4203-07 Agerene	Advance to Staff	80.00	
4211-03 Getahun	Purchases Advance	29,519.07	
4251-01Yoh.Gosh	Advance to Contractor	40,194.59	
5021	Due to Staff		0.03
5061	Retention		9,713.53
5601	Fund Balanccce		24,966,986.74
6113-1.1	Wages to Cont.- Empl.cent	647,133.34	
6114-1.1	Wages to Cas.- Employme	5,770.00	
6116-1.1	Miscellaneous Payments-	3,520.00	
6123-01-1.1	Commun. Allow-Employmen	24,866.66	
6123-02-1.1	Transport Allow-Employme	24,866.66	
6131-01-1.1	11% Gov't pen. con.- Empl	71,184.66	
6212-1.2	Office Supplies-Setting up	14,091.99	
6212-1.4 A	Office Supplies-Consortium	2,283.73	
6212-2.3 A	Office Supplies- Dev't of cu	533.99	
6213-1.2	Printing-Setting up center o	5,871.44	
6213-1.4 A	Printing-Consortium planni	17,624.98	
6213-2.3 A	Printing- Dev't of Curr. in M	3,301.65	
6217-1.2	Fuel and Lub. - Setting up c	1,918.67	
6217-1.4 A	Fuel and Lub.-Consortium	1,200.00	
6218-1.2	Other Materials & Sup.-Sett	1,113.00	
6231-2.5 A	Per diem- Enrolment of Ph	1,470.00	
6231-2.5 P	Per diem- Enrolment of Ph	6,750.00	
6231-4.1	Per diem- Quality Benchma	224,130.47	
6231-4.2 A	Per diem-Capacity Bulilding	99,196.77	
6232-1.4 P	TF- Consortium planning m	217,912.00	
6232-2.5 P	TF- Enrolment of PhD,Msc	49,166.00	
6232-4.1	TF- Quality Benchmarking	113,848.73	
6232-4.2 A	TF- Capacity Building for K	253,896.68	
6233-1.2	Official Ent. Setting up cent	2,010.00	
6233-1.4 A	Official Ent.-Consortium pla	20,309.00	
6233-1.4 P	Official Ent- Consortium pla	102,652.46	
6233-2.3 A	Official Ent.-Dev't of curr.M	6,700.00	
6233-2.5 P	Official Ent.-Enrolm. PhD,M	4,596.03	
6233-3.6 A	Official Ent-Clinical trial	3,350.00	
6233-4.1	Official Ent.-Quality bench	2,284.04	
6241-1.2	Main. & Rerp- Setting up ce	3,970.80	
6244-1.2	Main.rep bilg-Setting up ce	132,409.85	
6251-1.3	Cont. proff.serv-Dev.cen. w	15,000.00	
6252-1.4 A	Rent- Consortium planning	3,800.00	
6254-4.2 A	Insurance-Capacity Bul. KF	7,676.29	
6255-1.2	Freight-Setting up center of	900.00	
6256-1.2	Fees & Charges-Setting up	7,740.55	
6256-2.5 P	Fees & Charges-Enr.PHD,	2,301.00	
6256-4.1	Fees & Charges-Quality Be	11,843.74	
6256-4.2 A	Fees & Charges-Capacity	4,000.00	
6313-1.2	Fxed Assets-Setting up cen	158,917.58	
6314-1.2	Purchase of bu. Furnish-Se	378,562.45	
6324-1.2	Cons. Inf.-Setting up center	4,777.68	
6419-4.1	Miscellaneous payments-Q	6,781.00	
Total:		29,017,468.99	29,017,468.99

